

BIFACIAL N-TYPE MONO CRYSTALLINE HALF CUT MODULE – DOUBLE GLASS

410 / 415 / 420 / 425 / 430 Watts

Lynx Series




Overview

N-type solar cells (TOPCon) are seen as the technology of the future. N-type (TopCon) technology guarantees high performance and low degradation of the PV module, substantially improving the results and the yield in the time. "Lynx" Series module is the ideal solution for end users who want a Quality PV & reliable product over time and a fast turnaround on their investments.

Key Benefits

| | | | |
|--|--------------------------------|--|-----------------------------------|
| | Zero light induced Degradation | | 30 Years Limited Product Warranty |
| | Higher yield per surface area | | Low Pmax Temperature Coefficient |
| | Low LCOE | | Higher Light Conversion |



Guaranteed mechanical resistance to severe weather conditions



Positive Tolerance

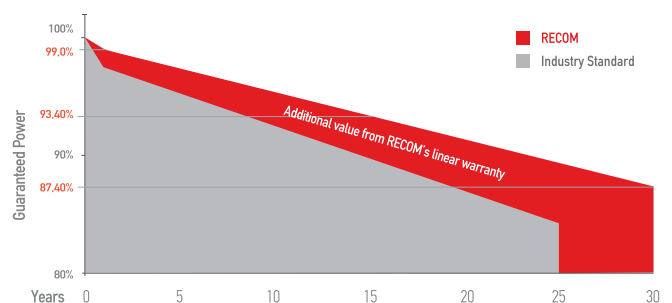


100 % electro-luminescence tested

Tests, Certifications and Warranties

| | |
|-----------------------------|---|
| Standard Tests | IEC 61215, IEC 61730 |
| Factory Quality Tests | ISO 9001: 2015, ISO 14001: 2015 |
| Certifications | Conformity to CE, PV CYCLE Fire safety Class C according to UL790 |
| Insurance | Third party liability insurance provided by Liberty Mutual |
| Wind and Snow Loads Testing | Module certified to withstand extreme wind (2400 Pascal) and snow loads (5400 Pascal) |
| Withstanding Hail | Maximum Diameter of 25 mm with impact speed of 23 m/s |
| Power Tolerance | Guaranteed +0/+5W (STC condition) |
| Warranties | <ul style="list-style-type: none"> • 30-year limited product warranty • 15-year manufacturer warranty on 93.40% of the nominal performance • 30-year transferable linear power output warranty |

Linear Performance Warranty



First Year Output $\geq 99.0\%$ 2-30 Year Decline $\leq 0.40\%$ 30 Year Output $\geq 87.40\%$

Electrical Characteristics

| POWER CLASS ⁽¹⁾ | | | 410 | | 415 | | 420 | | 425 | | 430 | |
|----------------------------|------|------|--------------------|---------------------|-------|-------|-------|-------|-------|-------|-------|-------|
| Testing Condition | | | STC ⁽²⁾ | NMOT ⁽³⁾ | STC | NMOT | STC | NMOT | STC | NMOT | STC | NMOT |
| Maximum Power | Pmax | [Wp] | 410 | 309,3 | 415 | 313,0 | 420 | 316,8 | 425 | 320,7 | 430 | 324,4 |
| Maximum Power Voltage | Vmp | [V] | 31,13 | 29,19 | 31,32 | 29,37 | 31,51 | 29,55 | 31,70 | 29,73 | 31,88 | 29,90 |
| Maximum Power Current | Imp | [A] | 13,17 | 10,59 | 13,25 | 10,66 | 13,33 | 10,72 | 13,41 | 10,79 | 13,49 | 10,85 |
| Open Circuit Voltage | Voc | [V] | 37,73 | 36,00 | 37,92 | 36,18 | 38,11 | 36,36 | 38,30 | 36,55 | 38,49 | 36,73 |
| Short Circuit Current | Isc | [A] | 13,91 | 11,20 | 13,99 | 11,27 | 14,07 | 11,33 | 14,15 | 11,39 | 14,23 | 11,46 |
| Module Efficiency | Eff | [%] | 21,00 | | 21,25 | | 21,51 | | 21,76 | | 22,02 | |
| Maximum Series Fuse | IR | [A] | 30 | | | | | | | | | |
| Maximum System Voltage | Vsys | [V] | 1500V DC (IEC) | | | | | | | | | |

(1) Measurement Tolerances: Pmax (± 3%), Isc & Voc (± 3%) - Power Classification 0/+5W

(2) STC (Standard Testing Condition): Irradiance 1000W/m², Cell Temperature 25°C, AM 1.5

(3) NMOT (Nominal Operating Module Temperature): Irradiance 800W/m², NMOT, Ambient Temperature 20°C, AM 1.5, Wind Speed 1m/s

Bi Facial Output (4)

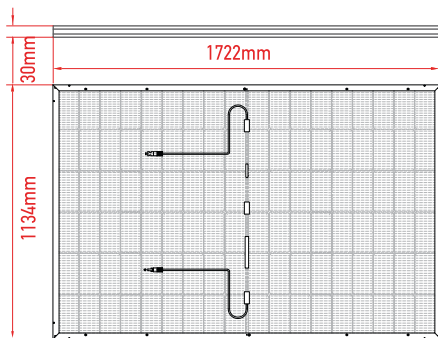
| POWER CLASS | | | 410 | | 415 | | 420 | | 425 | | 430 | |
|--------------------------|-----|-----|-----------|---------|-----------|---------|-----------|---------|-----------|---------|-----------|---------|
| | | | Pmax [Wp] | Eff [%] | Pmax [Wp] | Eff [%] | Pmax [Wp] | Eff [%] | Pmax [Wp] | Eff [%] | Pmax [Wp] | Eff [%] |
| Power with Backside Gain | +5 | [%] | 430,5 | 22,0% | 435,8 | 22,3% | 441,0 | 22,6% | 446,3 | 22,9% | 451,5 | 23,1% |
| | +10 | [%] | 451,0 | 23,1% | 456,5 | 23,4% | 462,0 | 23,7% | 467,5 | 23,9% | 473,0 | 24,2% |
| | +15 | [%] | 471,5 | 24,1% | 477,3 | 24,4% | 483,0 | 24,7% | 488,8 | 25,0% | 494,5 | 25,3% |
| | +20 | [%] | 492,0 | 25,2% | 498,0 | 25,5% | 504,0 | 25,8% | 510,0 | 26,1% | 516,0 | 26,4% |
| | +25 | [%] | 512,5 | 26,2% | 518,8 | 26,6% | 525,0 | 26,9% | 531,3 | 27,2% | 537,5 | 27,5% |
| | +30 | [%] | 533,0 | 27,3% | 539,5 | 27,6% | 546,0 | 28,0% | 552,5 | 28,3% | 559,0 | 28,6% |

(4) Bifaciality Factor > 80% - Back-side power gain depends upon the specific project albedo - Efficiency is according to the surface of the module

Mechanical Data

| | |
|--------------|---|
| Dimensions | 1722 mm x 1134 mm x 30 mm |
| Weight | 24,7 Kg |
| Cell Type | N-type - 182mm x 91mm (2 x 54 Pcs) - M10 |
| Front Glass | 2.0 mm Tempered and low iron glass + ARC |
| Rear Side | 2.0 mm Tempered and low iron glass |
| Frame | Anodized Aluminium Alloy (Black) |
| Junction Box | IP68, 3 Bypass diodes |
| Connector | MC4 compatible |
| Output cable | 4mm ² - Length: = 350mm or can be customized |

Dimensions

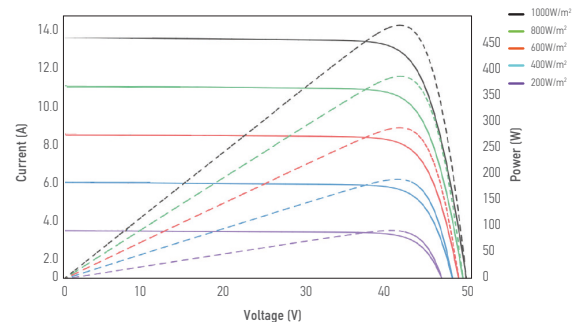


RECOM assumes no liability or responsibility for any typographical error, layout error, misinformation, any other error, omission, contained herein.

www.recom-tech.com

I-V Curve

The module relative power loss at low light irradiance of 200W/m² is less than 3%.



Temperature Characteristics

| | |
|---|--------------|
| Pmax Temperature Coefficient | -0.290% / °C |
| Voc Temperature Coefficient | -0.250% / °C |
| Isc Temperature Coefficient | +0.045% / °C |
| Operating Temperature | -40~+85 °C |
| Nominal Operating Module Temperature (NMOT) | 42 ± 2 °C |

Packing Configuration

| | |
|-----------------------|--------------------|
| Container | 40' HC |
| Pieces per Pallet | 37 |
| Pallets per Container | 26 |
| Pieces per Container | (37+37)x13=962 pcs |

The specification and key features described in this datasheet may deviate slightly and are not guaranteed. Due to on-going innovation, research and product enhancement, RECOM Technologies reserves the right to make any adjustment to the information described herein at any time without notice. Please always obtain the most recent version of the datasheet which shall be duly incorporated into the binding contract made by the parties governing all transactions related to the purchase and sale of the products described herein. Please read the safety and installation instructions before using the modules.